



SME-NEWS

2023

*La lettre d'information
externe de l'Observatoire
de SME Mauritius*

HIGHLIGHTS FOR PERIOD JULY 2022 - JUNE 2023





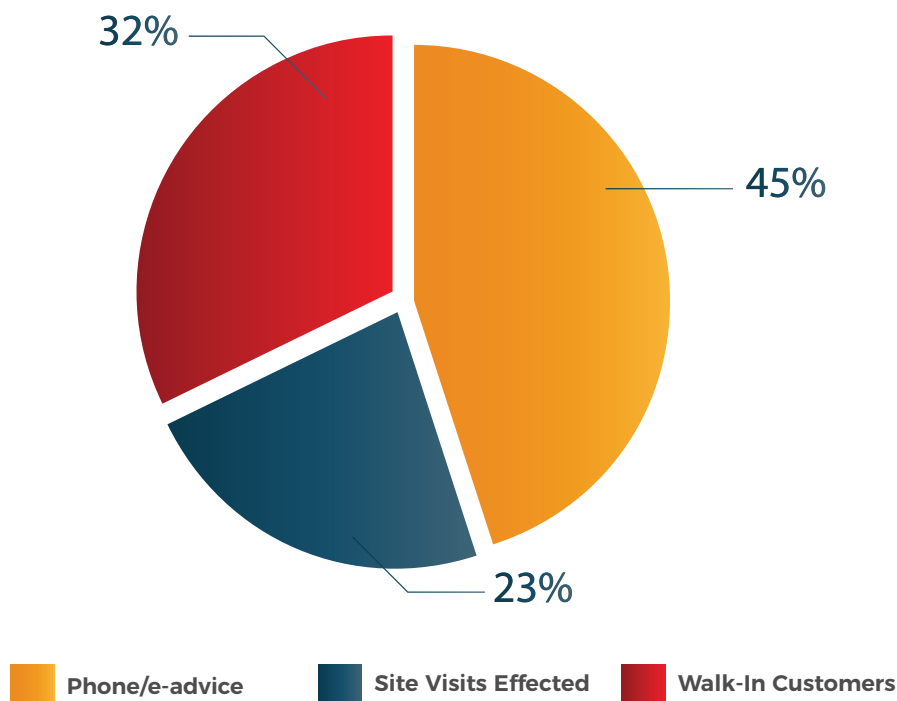
INTERACTIONS WITH ENTREPRENEURS AND VISITS

For the period 01 July 2022 - 30 June 2023, SME Mauritius has had 8, 523 interactions with entrepreneurs and prospects.

Our officers conducted 2003 site visits to SMEs, provided advice to 2, 696 walk-in customers and conducted on phone consultations with 3, 824 entrepreneurs.

Interactions	JULY-APR 23	MAY-JUNE 23	Total
Site Visits Effectuated	1853	150	2003
Walk-In Customers	2335	361	2696
Phone/e-advice	3134	690	3824
Total	7322	1201	8523

Number of Interactions/Visits



SCHEMES

SME Mauritius has directly supported 896 SMEs for a total sum of Rs 51.4 m. These 896 SMEs have a joint turnover of Rs 2.18 billion and support 3,591 employees.

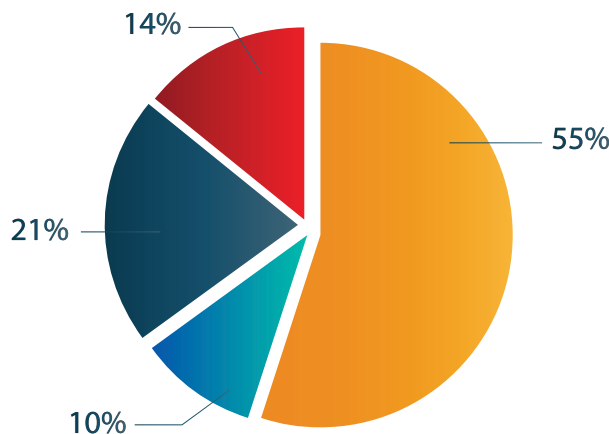
The breakdown as compared to the previous 2 years is as follows:

	2020-2021	2021-2022	2022-2023
Applications Approved	676	812	896
Cumulative Turnover (Rs)	2.8 billion	2.3 billion	2.18 billion
No of FT Employees	4111	3062	3591
Committed/ Approved (Rs)	30 million	44.9 million	51.4 million

The breakdown by main sectors of activity is as follows:

Sectors of Activity	Number of Beneficiaries	% REP
Manufacturing	493	55%
Agribusiness / Agro Business	93	10%
Services	183	21%
Construction	127	14%
Total	896	100%

Breakdown of beneficiaries by Sector of Activity



Breakdown of beneficiaries by Turnover range

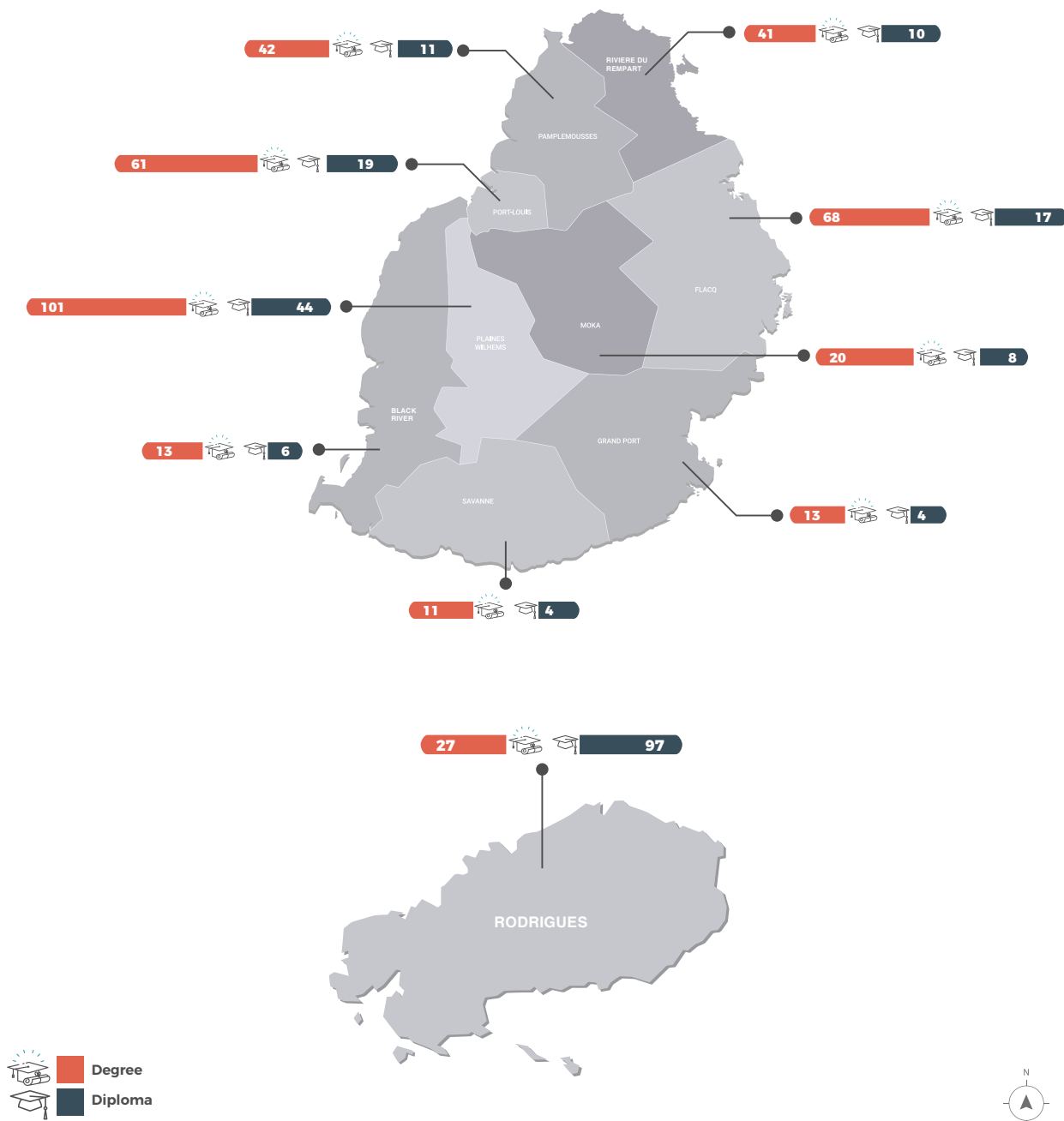
SME Type- Turnover Range	2020-2021	2021-2022	2022-2023
Micro	62%	73%	67%
Small	25%	19%	24%
Medium	13%	8%	9%

SME Employment Scheme

Since inception, SME Mauritius has issued 3,362 offers under the SME Employment Scheme, of whom 2435 Graduates and 927 Diploma holders.

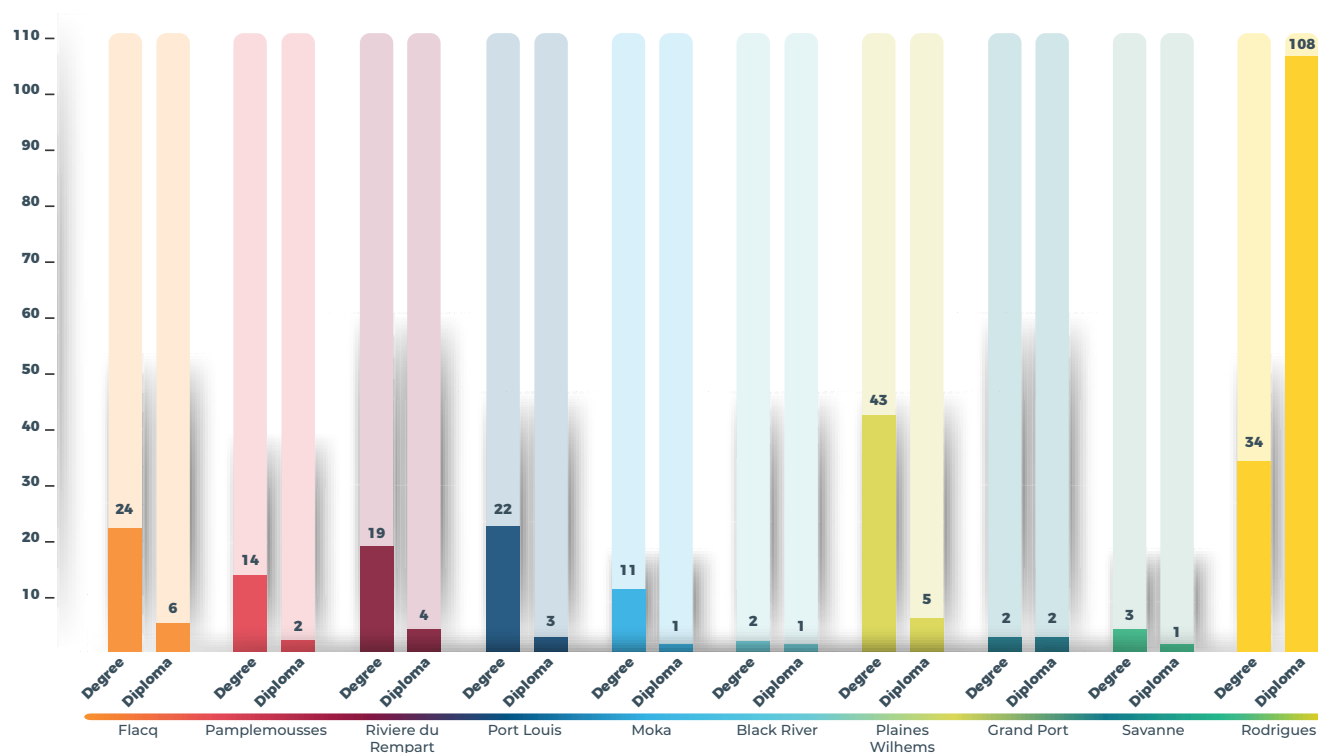
As at 30 June 2023, a total of 617 trainees were still in placement, namely, 397 degree holders and 220 diploma holders.

TRAINEES IN PLACEMENT BY DISTRICT



The breakdown of places by district for the year 2022/23 is as below.

Places by District



 Total Degree - 174
 Total Diploma - 133



Management Courses by Business Support Center of SME Mauritius:

From July 2022 to June 2023, SME Mauritius has trained some 956 aspiring entrepreneurs and SMEs through either Business Management courses or Craft & Skills courses. The breakdown of participants by Business Support Center is as follows:

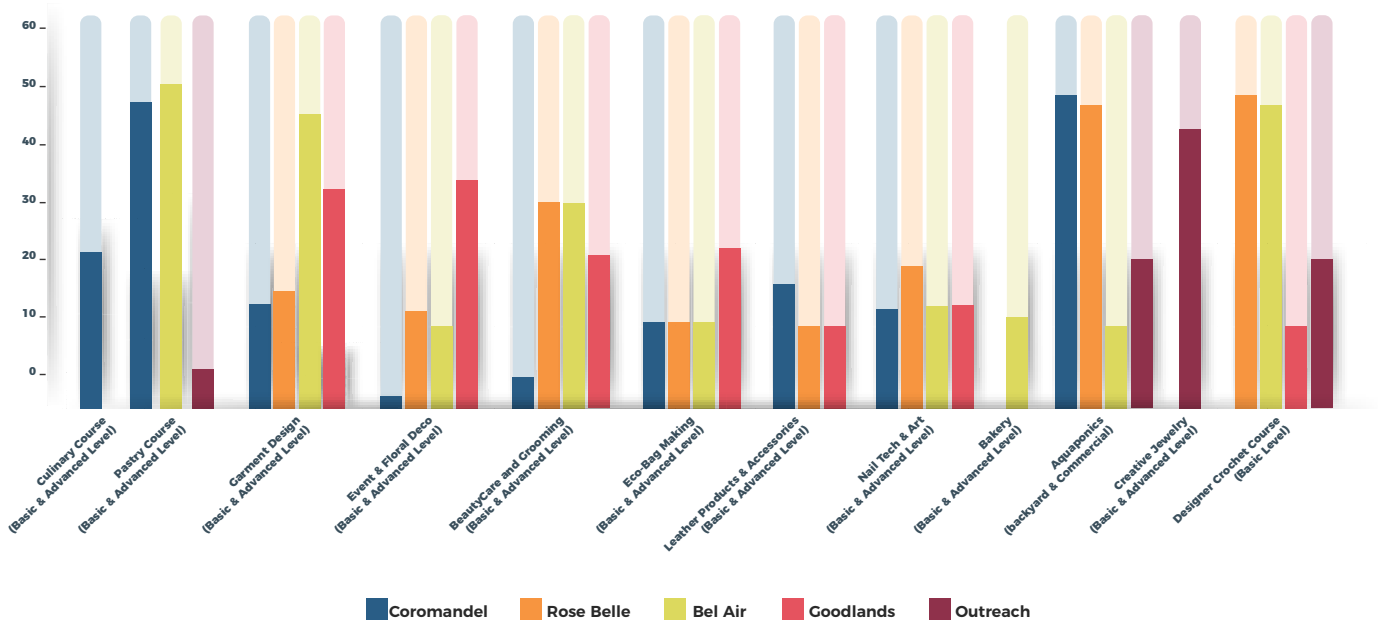
	Coromandel	Rose Belle	Bel Air	Goodlands	TOTAL
SYB	36	17	8	26	87
MYB	0	56	0	11	67
Digital Marketing	38	11	0	6	55
Total	74	84	8	43	209

Craft & Skills Courses by Business Support Center of SME Mauritius:

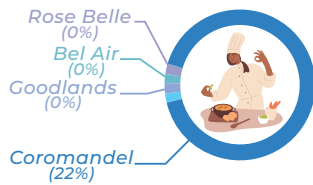
	Coromandel	Rose Belle	Bel Air	Goodlands	Outreach	Total
	140	153	221	151	82	747



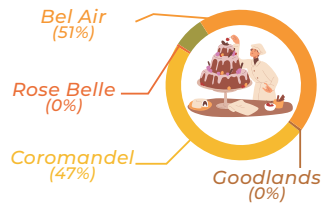
Craft & Skills Courses



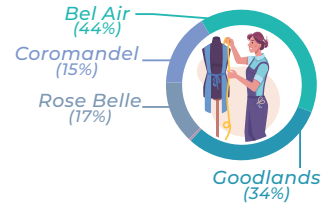
Culinary Course (Basic & Advanced Level)



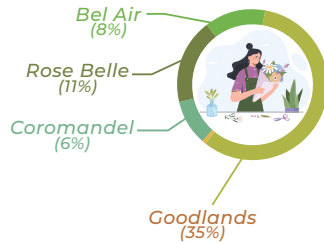
Pastry Course (Basic & Advanced Level)




Garment Design (Basic & Advanced Level)



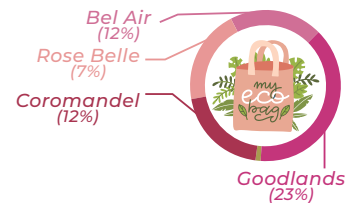
Event & Floral Deco (Basic & Advanced Level)



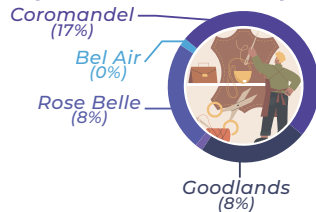
BeautyCare and Grooming (Basic & Advanced Level)



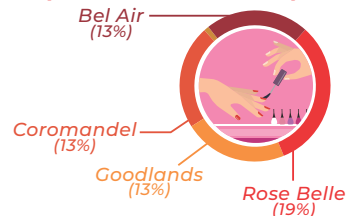
Eco-Bag Making (Basic & Advanced Level)




Leather Products & Accessories (Basic & Advanced Level)



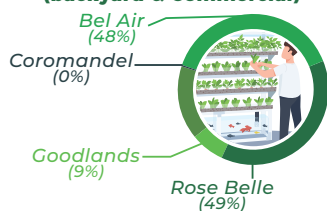
Nail Tech & Art (Basic & Advanced Level)




Bakery (Basic & Advanced Level)



Aquaponics (backyard & Commercial)



Creative Jewelry (Basic & Advanced Level)



Designer Crochet Course (Basic Level)

